


Phonics Fans



Teacher Page

Let's talk about what we know so far. We know our vowels, don't we? Let's say them together.

"a, e, i, o, u, and sometimes y"


Let's talk more about the letter "y". When we use it as a suffix (a letter or group of letters added to an existing word, which changes the word's use or meaning), most of the time, it sounds like a long "e".

Sometimes we can add the letter "y" to a word without adding another letter to it at the same time. Does anyone know when we can do that? We can do that when the existing word, or the *root* word, ends with two consonants. (A consonant is any letter that is not a vowel). Here's an example: "dust".

Now, notice there are two consonants on the end. That tells us we can add the letter "y" without adding another letter with it!

The word "dust" now becomes "dusty"!

Phonics Fans



Name: _____

Date: _____

Below, you will see words do not have the letter "y" added to the end. We are going to add the letter "y" to these words to make new words!

First read the word, then read it again with the letter "y" added. Remember, the letter "y" will sound like a long "e".

hand + y = _____

rust + y = _____

Now, you add the letter "y" on your own!

jump _____ **jumpy** _____

sand _____

and _____

dusk _____

Phonics Fans



Name: _____

Date: _____

First read the word, then read it again with the letter "y" added. Remember, the letter "y" will sound like a long "e".

husk _____

bump _____

doll _____

test _____


milk _____

silk _____

luck _____

bulk _____

Phonics Fans




Teacher Page

We learned about adding the letter "y" to the end of a word. We know that when the word ends with two consonants, we only add the letter "y", and no other letters. Do we know what to do when the word ends with only one consonant? When we want to add the "y" suffix to a word that ends with a single, or only one consonant, we double the last consonant. That is, we write the last consonant two times. Then we add the letter "y" as our suffix. This makes the short-vowel sound in the word remain short. Here's an example of a word where we need to double the consonant before adding the letter "y": "Fun".

By adding another letter "n" before the letter "y", we are able to keep the letter "u" short, as in the word "fun". After we add the second letter "n" and the suffix "y", we make a new word: "funny"!

Let's do another one. Try the word "sun". Now let's make a new word by adding the second letter "n" and the suffix "y". What is our new word? "sunny" The word "sun" turns into the word "sunny"!

Phonics Fans



Name: _____

Date: _____

Now it's your turn to try some! First, read the word. Next, double the ending consonant and add the suffix "y".

Finally, read the new word!

pen + n + y = _____

run + n + y = _____

Now you do it on your own!

bun _____ bunny _____

Dan _____

kit _____

Jen _____

dad _____

Phonics Fans



Name: _____

Date: _____

Double the ending consonant and add the suffix "y".

Sam **Sammy**

pup _____

fun _____

sun _____

mud _____

pen _____

pep _____

Bob _____

Bud _____