

# Countries & Cultures

## LEARNING CONTRACT

Set your own target with these activities. A few have asterisks - you have to do those ones.

Choose from the other activities and score as many points as you can.

Activities worth more points generally require a bigger effort so keep that in mind - you may do fewer activities if you choose ones that require greater detail! You can earn extra points by booking in for a Teacher Conference to talk about your progress. If you have your own great ideas for an activity then feel free to negotiate with your teacher.



Good luck!

### Secrets of Successful Internet Searching

- Unless you know a specific site, use a Search Engine like Google ([www.google.com](http://www.google.com)) or Ask Jeeves ([www.aj.com](http://www.aj.com)).
- Try using keywords that narrow down your search. Typing 'RELIGION' will give too many useless results. Be more specific - typing 'RELIGIONS ORIGINS EUROPE' may give more effective search results.
- Never use the Internet when a book or CD ROM will do the job.
- Record the Websites you use in your Bibliography, just like for books.
- Tell your teacher and classmates about any useful sites you come across—the Web is all about the sharing of info!

NO.	TASK	TIPS
1. * (30)	With a limited budget of \$7500, plan an international holiday. You can go by yourself or decide to take someone with you but remember that if you do your money will need to stretch much further (e.g. you may need to stay at backpackers hostels, not 5 star hotels!). You must be overseas for at least 7 days and must account for all flights (including connecting journeys), accommodation, food and sightseeing/events.	Gather quotes from online travel companies, hotels and airlines, or pay a visit to a local Flight Centre for some free brochures.
2. * (30)	Imagine your family is moving overseas to begin a new life. Choose a country and research / present important facts and information that you will need to consider such as: *Economy & currency *Geography *Jobs & industries *Climate *Foods & cuisine *Customs & religions *Culture & entertainment	Create a table of info & facts or maybe present it as a brochure titled "So, You're Moving To ...."
3. * (20)	Research the origins and history of one country's National Flag. Capture an image of it and write a paragraph explaining the symbols and meaning behind it. Then design your own flag for a country of your choice, explaining in a paragraph the meanings behind the colours and symbolism you have used.	Make your flag using coloured paper, pencils, textas or paint. Or you could use a program like Kid Pix.
4. (20)	Choose a sport that is not commonly played in Australia. Research and demonstrate to the class how the sport is played and if possible organise a game.	Plan with the teacher in advance if you'd like some help running a PE session!
5. (10)	List 5 countries that you would like to visit. Explain why. List 5 countries you would not like to visit. Why not?	You could do a Plus/Minus/Interesting for the places chosen.
6. (10)	Learn the national anthem from another country. With a group of friends, perform the anthem to the class.	See if you can find the actual music from the Library or the Web.
7. (20)	Many cultures have a rich history of storytelling which helps shape future generations. Locate a traditional Aboriginal Dreaming Story and write about how it explains an aspect of Creation or a rule for living. Then, retell the story with a Junior Primary Buddy Class as the audience.	You could make a comic, Power Point or a story book. Remember, it must be suitable for your buddy.
8. (10)	Find out about the European unit of money (currency) called 'The Euro' by completing the Euro Tasksheet.	Ask your teacher for the Euro Tasksheet.

NO.	TASK	TIPS
9. (20)	Any traveller who heads overseas must have a passport for security and identification purposes. Create your own personal passport that includes a coat of arms and information that you would find in an authentic passport.	Ask your parents or teacher if they have a passport you can look at.
10. (20)	Different countries use different money systems and currencies. Find an online Currency Converter or use the newspaper to find a current 'exchange rate' (the amount an Australian dollar is worth in another country). Convert AUD \$100 into 5 different currencies. Research and answer these questions: <ul style="list-style-type: none"> <li>Why don't all countries share the same currency?</li> <li>Why do exchange rates change daily?</li> </ul>	Visit <a href="http://www.xe.com">www.xe.com</a> for an easy to use Currency Converter.
11. (20)	Research and present a table that compares and contrasts some of the world's major religions.	Use the table below as an example.

RELIGION	HEAD/FOUNDER	SUB-GROUPS/CHURCHES	RELIGIOUS SYMBOLS	SIGNIFICANT DATES AND EVENTS	COUNTRIES WHERE PRACTISED	BOOKS AND TEACHINGS
Christianity						
Hindu						
Islam						
Buddhism						
Judaism						

12. (10)	Imagine you have been employed by a world leading airline company with the task of making long airline flights more pleasant for the passengers. Think of 10 things you could do to improve passenger service.	Present your list as a Power Point or maybe as a poster.
13. (10)	Make an accurate pencil sketch of a world famous tourist attraction such as the Leaning Tower of Pisa, the Eiffel Tower, the Sydney Opera House or the Statue of Liberty.	Grab an A4 piece of cartridge paper and negotiate your choice with your teacher.
14. (20)	You have just arrived in the country of your choice. Keep a diary for 10 days that tells of your adventures. In later years when you read the diary all the memories will come flooding back!	Don't forget to illustrate your diary with snapshots!
15. (20)	Many countries are as famous for their national foods as they are for their landmarks and other attractions (e.g. Italy - pizza, pasta, wines). Create an attractive menu for a restaurant specialising in the foods of a particular country or region.	Include prices and meals for all courses (starters, mains, desserts).

## How Did You Go?



<b><i>Held up in Customs (forget it)</i></b>	<b><i>Departure Lounge (getting there)</i></b>	<b><i>All Aboard (Almost there)</i></b>	<b><i>Up, Up and Away! (You've arrived!)</i></b>
Less than 80 points	80-150 points	150-220 points	220-270 points





# Introducing the Euro

On 1 January 2002, the Euro banknotes and coins were introduced in 12 Member States of the European Union (including France, Spain, Ireland, Greece, Germany and Italy), with seven different banknotes and eight coins. The United Kingdom has decided to 'wait and see' how it all goes before using the Euro.

### Weblinks:

Euro 2002 - [www.euro.ecb.int](http://www.euro.ecb.int)


Currency Converter - [www.xe.com/ucc](http://www.xe.com/ucc)

1. Log on to the Euro 2002 site. Find out the names of the old currencies being replaced by the Euro.

**HINT** – open the Currency Converter.

<b>Austria</b>	Schilling
<b>France</b>	
<b>Ireland</b>	
<b>Greece</b>	
<b>Germany</b>	
<b>Italy</b>	

Draw the Euro symbol here!



3. Log on to the Currency Converter.

\* **Convert 1 Euro into Australian Dollars (AUD).** How much did it equal? \_\_\_\_\_. This means that someone from Europe would get a *lot more* for their money if they came to Australia.

\* **Now convert 1 Australian Dollar (AUD) into Euros.** How much did it equal? \_\_\_\_\_. This means that someone from Australia would get a *lot less* for their money if they travelled to Europe.

\* **So, if I took \$1000 Australian Dollars (AUD) to the bank to turn them into Euros for my holiday, how many Euros would the bank give me?**  
\_\_\_\_\_.

Hmmm...not too good is it! But on the other hand, it's **VERY GOOD** for Europeans coming to Australia!

2. What kinds of security measures might help you recognise a Euro note?

- \_\_\_\_\_
- \_\_\_\_\_
- \_\_\_\_\_
- \_\_\_\_\_
- \_\_\_\_\_

This is called '**foreign exchange**'. Using the Currency converter, can you find another country where the Australian Dollar is worth **MORE** rather than **LESS**?

4. Go to the Children's Zone of the Euro 2002 site and play the '**Spend Your Euro**' game.

If you have time, check out some of the other Euro games!

**LEARNING BANDS:**

- Early Years
- Primary Years
- Middle Years
- Senior Years

**KEY COMPETENCIES:**

- KC1: Collecting, analysing & organising information
- KC2: Communicating ideas & information
- KC3: Planning & organising activities
- KC4: Working with others & in teams
- KC5: Using Mathematical ideas & techniques
- KC6: Solving problems
- KC7: Using Technology

**ESSENTIAL LEARNINGS:**

- Futures
- Identity
- Interdependence
- Thinking
- Communication

**LEARNING AREAS:**

- Arts
- English
- Health & PE
- Society & Environment
- Design & Technology
- Science
- Mathematics
- Languages

**WORK HABITS:**






- Often off task, willing to settle for less than personal best
- Sometimes off task, willing to settle for less than personal best
- Uses class time wisely, working toward personal best
- Uses time wisely, puts in extra effort while working toward personal best.

**CONTRACT SCORE:**

Tasks:	
Conference points:	
Total:	

**STUDENT ASSESSMENT SHEET**

**VAKPOINT Learning Styles**

VISUAL	AUDITORY	KINESTHETIC	PRINT ORIENTED	INTERACTIVE
				

**NAME:** \_\_\_\_\_ **YEAR:** \_\_\_\_\_

**TOPIC / THEME:** \_\_\_\_\_

**KEY QUESTIONS:**

**OBJECTIVES:**

**ASSESSMENT:**

**CONFERENCE COMMENTS:**

Things you are doing well:

- 
- 
- 
- 

Things that need improving:

- 
- 
- 

Earn extra points by booking into a Conference visit with me:

DATE					
SIGNED					

**FINAL TEACHER COMMENT:**

---

---

---

---

---

---

---

---

---

---

**STUDENT COMMENT:**

---

---

---

---

---

---

---

---

---

---

**ICT / LEARNING TECHNOLOGIES:**

**ACCESSING INFORMATION ELECTRONICALLY:**

- Searching strategies
- Downloading
- Evaluating information
- Critical literacy
- Acknowledging sources
- Other:

**COMMUNICATING:**

- Email
- Fax
- Web Page
- Digital images
- Digital video
- Music
- Other:

**CREATING:**

- Word
- Publisher
- Power Point
- Front Page
- Hyperstudio
- Kid Pix
- Flash
- Inspiration
- Other:

**PRESENTING:**

- Formatting
- Importing
- Editing
- Uploading
- Reporting
- Printing
- Other:

