




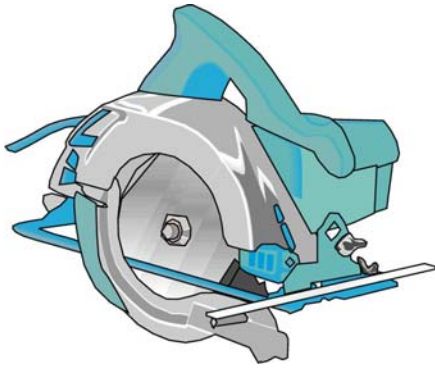
builder



hammer



nails



saw



plan



boards



bricks



cement



shovel



drill



ladder

Who Am I?

I help some families make a house.

I make schools for children to learn.

**I make buildings so people in your community have
a place to live and work.**

Who am I?

Community Helpers KWL- Builder

What do you Know?

What do you Want to know?

What did you Learn?


Name _____

Community helpers- Builder

Draw a picture of a building that is special to you.

Find the things that a builder may use. Cut and paste.

--	--	--	--	--



Directions for Community Helpers Sets

Object: Introduce the children to a community helper and the way that person helps the community.
Sort a variety of pictures to match each occupation.

Level: Pre K-1

Depending on the activity: whole group, small group, or 1-2 students

Advance preparation: Cut out the picture cards, mount on tagboard, and laminate for durability.

Suggestions for use:

- Introduce the large community helper card to the student. Brainstorm what the student already knows about this helper. Then using the small picture cards, identify and discuss needs and responsibilities of the occupation.
- The children may benefit from a KWL about the community helper, with the adult writing the facts: what do I know, what do I want to learn, what did I learn. The KWL would be helpful with subsequent writing activities.
- After introducing at least 2 helpers, mix up the small cards and the student will match the cards to the correct community helper. Accept that some of the small cards match more than one occupation. Discuss how this is possible. (Example: a computer is used in many jobs.)
- The cards may be used as a center activity by color coding the back of the cards with colored stickers. The student would match the small cards to the community helper. Sort the cards onto a magnetic white board using magnet strips mounted on the back, into a pocket chart, or into small piles on a table.
- Play "Who Am I?" After reading the riddle to the students, accept guesses about the identity of the community helper. The sentences are approximately first grade reading level, so they could be used in a first grade classroom center or read orally to non-readers and beginning readers.

Worksheet 7 answers- saw, bricks, boards, hammer and nails, ladder